

Continental

Designer-line
FREEZERS

Utilizing Environmentally Safe, CFC-free R-404a Refrigerant



DL1FX-SS

DL1FE-SS

DL3FE-SS

DL2FE-SS

Optional Features & Accessories

- Half Door
- Remote
- Hinged Glass Display Door
- Pass-Thru
- Consult Factory

Standard (S/S Front, Aluminum Ends & Interior)
Suffix SA (S/S Exterior, Aluminum Interior)
Suffix SS (S/S Exterior & Interior)

Refrigeration System

A "performance rated" air cooled hermetically sealed, capillary type refrigeration system is installed on the top of each freezer. Plasticized fin coil and air circulating fans are contained within a concealed "plug" type insulated housing, readily accessible on the top of the cabinet and separate from the food zone to increase food storage capacity. The entire "plug" system is fully charged with refrigerant and mounted on a sturdy steel, rail-type base which can be easily removed if refrigerator conversion is desired. Freezers are designed to maintain 0 degrees Fahrenheit (-18° Centigrade) while operating with an unrestricted air supply in a maximum ambient temperature of 100° Fahrenheit. Automatic electric defrost timer initiates defrost cycles at predetermined intervals. All condensate water is evaporated by an automatic, non-electric, corrosion-resistant condensate evaporator. A strict quality-assurance team inspects all materials and components to certify that each model conforms to the most exacting standards. All models are factory performance tested for a minimum of 16 hours prior to crating.

Cabinet Construction

All materials are of top quality, assembled to conform with strict quality-assurance requirements. The cabinet front and doors are constructed of heavy-gauge polished stainless steel for durability. All cabinet joints and seams are sealed vapor tight. Case is of all metal, welded construction and internally supported and braced for a rigid unit construction. Cabinet design eliminates overlapping panels with raw edges. Cabinet body and doors are insulated with non-CFC, foamed-in-place polyurethane foam with an average thickness of 3 inches to ensure increased energy efficiency. Full-length louvered air grille located above the doors allows equal air circulation to the condensing unit. Easily removable, low-wattage, anti-sweat door heaters concealed by a non-metallic, non-conductive, high-impact thermal breaker strip eliminate condensate build up on the cabinet front. Automatic interior lighting is controlled by door openings. Cabinets are equipped with 6-inch adjustable stainless steel legs.

Shelving

Shelves are designed for heavy-duty use with .306" diameter frame and brace members and .140" diameter fill wires spaced 3/4" apart. Shelves are welded steel and epoxy-coated for a durable, long, rust-free service life. Adjustments are in 1/2" increments and a wide door opening allows the use of a variety of optional pan and tray slide types.

Door Construction

Door shells are constructed of heavy-gauge stainless steel and are internally braced and urethane-foam-insulated for rigidity. Door corners are of welded construction and polished. Replaceable snap-in door gaskets are self-adjusting, heavy-duty, magnetic type. Door handles and hinges are chrome-plated and non-corrosive. Doors are provided with built-in cylinder locks which are keyed alike. Hinges are cam action, lift-off type featuring positive safety stop at 120 degrees.

Refrigerator

**EXTRA-WIDE
FREEZERS**

Standard Features

- Modern, State-of-the-Art Styling Performance Rated "Plug" Refrigeration System
- 3" Non-CFC Polyurethane Foam Insulation
- Chrome-Plated Flow Line Handles
- Cam-Action Lift-Off Hinges
- Self-Closing Doors
- Magnetic Snap-In Door Gasket
- Cylinder Lock in Each Door
- Automatic Hot Gas Condensate Evaporator
- Adjustable 6" Stainless Steel Legs
- Heavy-Duty, Epoxy-Coated Steel Shelves
- External Digital Thermometer
- Automatic Electric Defrost



c



Designer line

FREEZERS

CHARACTERISTICS	DL1FE-SS One Section		DL1FX-SS One Section-Extra Wide		DL2FE-SS Two Section		DL3FE-SS Three Section	
	Reach-In	Pass-Thru	Reach-In	Pass-Thru	Reach-In	Pass-Thru	Reach-In	Pass-Thru
DIMENSIONAL DATA								
Net Capacity (cu. ft.)	22	22	32	32	52	52	75	75
Width, Overall (in.)	28½	28½	36¼	36¼	57	57	85½	85½
Depth, Overall (Incl. Hdls.) (in.)	35½	39	35½	39	35½	39	35½	39
Depth (Less Door(s)) (in.)	32	32	32	32	32	32	32	32
Depth (Door(s) Open 90°) (in.)	58	84	66	100	58	84	58	84
Clear Door Width (in.)	21⅞	21⅞	29⅝	29⅝	21⅞	21⅞	21⅞	21⅞
Clear Full-Door Height (in.)	58⅝	58⅝	58⅝	58⅝	58⅝	58⅝	58⅝	58⅝
Clear Half-Door Height (in.)	27½	27½	27½	27½	27½	27½	27½	27½
Height, Overall (Incl. 6" Legs) (in.)	83¼	83¼	86¼	86¼	86¼	87¼	87¼	87¼
No. of Full Door(s)	1	2	1	2	2	4	3	6
No. of Half Door(s)	2	4	2	4	4	8	6	12
No. of Shelves	3	3	3	3	6	6	9	9
Shelf Area (sq. ft.)	20.4	20.4	24.4	24.4	40.8	40.8	61.2	61.2
Tray Slide Capacity (Half)	11 ea.	11 ea.	11 ea.	11 ea.	11 ea.	11 ea.	11 ea.	11 ea.
Tray Slide Capacity (Full)	24 ea.	24 ea.	24 ea.	24 ea.	24 ea.	24 ea.	24 ea.	24 ea.

REFRIGERATION DATA

Condensing Unit Size (H.P.)	⅓	⅓	½	½	½	¾	¾	1
Capacity (BTU/Hr)*	1590	1590	1840	1840	2470	3575	3575	4325

ELECTRICAL DATA

Cabinet Specifications	115/60/1	115/60/1	115/60/1	115/60/1	115/60/1	115/208-230/60/1	115/208-230/60/1	115/208-230/60/1
Feed Wires (Incl. Ground)	3	3	3	3	3	4	4	4
Condensing Unit Specs.	115/60/1	115/60/1	115/60/1	115/60/1	115/60/1	208-230/60/1	208-230/60/1	208-230/60/1
Total Amperes	7.6	8.0	12.5	12.8	12.8	9.3	9.3	12.1
Cabinet Amperes	1.6	1.9	1.8	2.1	1.9	2.9	2.9	3.9
Defrost Amperes	4.3	4.3	9.6	9.6	9.6	9.6	9.6	9.6
Power Supply Cord	yes	yes	yes	yes	yes	no	no	no

SHIPPING DATA

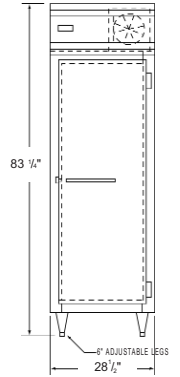
Height – crated (in.)	85½	85½	85½	85½	85½	85½	85½	85½
Width – crated (in.)	31⅝	31⅝	42	42	64	64	90	90
Depth – crated (in.)	42	42	42	42	42	42	42	42
Volume – crated (cu. ft.)	63	63	87	87	129	129	181	181
Weight Std – crated (lbs.)	355	385	455	460	610	720	865	960
Weight SS – crated (lbs.)	415	445	515	520	690	800	985	1075
Weight Std – uncrated (lbs.)	255	285	355	360	440	550	655	750
Weight SS – uncrated (lbs.)	315	345	415	420	520	630	770	865

*Rating @ -15°F Evaporator, 90° Ambient

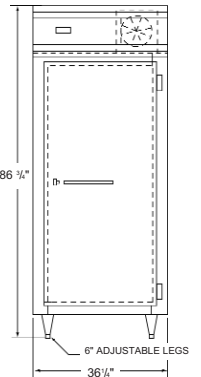
Note: All specifications subject to change without notice.

Note: If the cabinet is located directly against wall and/or under low ceiling, a minimum clearance of 2" is required.

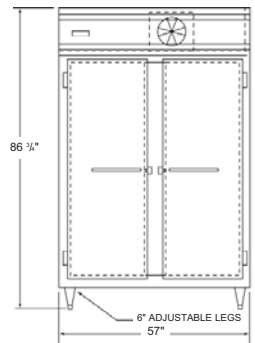
Cabinet upper side panels and refrigeration plug system can be easily removed and reinstalled at installation site where space limitations are confining.



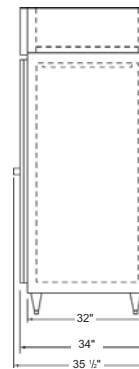
DL1FE-SS
FRONT VIEW



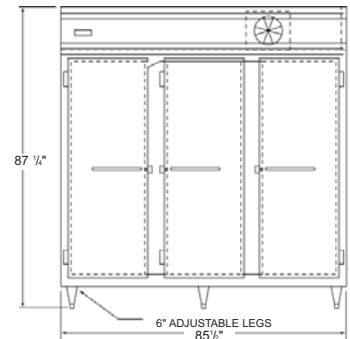
DL1FX-SS
FRONT VIEW



DL2FE-SS
FRONT VIEW



SIDE VIEW



DL3FE-SS
FRONT VIEW

Continental

Refrigerator

A Division of National Refrigeration & A/C Products, Inc.
539 Dunksferry Road Bensalem, PA 19020
(800) 523-7138 Fax: (215) 244-9579
www.continentalrefrigerator.com

DLFE305